

Declarations

U.S. Radio Frequency FCC Compliance

This device complies with Part 15 of the FCC Rules. Operation is subject to the following two conditions:

- (1) This device may not cause harmful interference, and
- (2) This device must accept any interference received, including interference that may cause undesired operation.

This equipment has been tested and found to comply with the limits for a Class B digital device, pursuant to Part 15 of the FCC Rules. These limits are designed to provide reasonable protection against harmful interference in a residential installation. This equipment generates, uses, and can radiate radio frequency energy and, if not installed and used in accordance with the instructions, may cause harmful interference to radio communications. However, there is no guarantee that interference will not occur in a particular installation. If this equipment does cause harmful interference to radio or television reception, which can be determined by turning the equipment off and on, the user is encouraged to try to correct the interference by one or more of the following measures:

- Reorient or relocate the receiving antenna.
- Increase the separation between the equipment and receiver.
- Connect the equipment into an outlet on a circuit different from that to which the receiver is connected.
- Consult the dealer or an experienced radio/TV technician for help.

Any Changes or modifications not expressly approved by the party responsible for compliance could void the user's authority to operate the equipment.

ISED RSS Warning:

This device complies with Innovation, Science and Economic Development Canada licence-exempt RSS standard(s). Operation is subject to the following two conditions: (1) this device may not cause interference, and (2) this device must accept any interference, including interference that may cause undesired operation of the device. Le présent appareil est conforme aux CNR d'ISED applicables aux appareils radio exempts de licence. L'exploitation est autorisée aux deux conditions suivantes: (1) l'appareil ne doit pas produire de brouillage, et (2) l'utilisateur de l'appareil doit accepter tout brouillage radioélectrique subi, même si le brouillage est susceptible d'en compromettre le fonctionnement.

FCC SAR Warning:

RF Exposure Information (SAR): The SAR limit of USA (FCC) is 1.6W/Kg averaged over one gram of tissue.

Product Type: AMP Bridge (FCC ID: 2AU29AMPWFIFUSB) has also been tested against this SAR limit. The device was tested for typical body-worn operations to keep the AMP Bridge at least 5mm from the body. When worn on body must be correct back clip for this product, use of non-approved accessories may result in exposure levels which exceed the uncontrolled environmental RF exposure limits.

ISED SAR Warning:

The SAR limit of IC is 1.6W/Kg averaged over one gram of tissue.

Product Type: AMP Bridge, model number: AMP USB Bridge Wifi and RF (IC: 25624-AMPWFIFI) has also been tested against this SAR limit. The device was tested for typical body-worn operations to keep the AMP Bridge at least 5mm from the body. When worn on body must be correct back clip for this product, use of non-approved accessories may result in exposure levels which exceed the uncontrolled environmental RF exposure limits.

Le SAR de IC est limité à 1.6w / kg, avec une moyenne par gramme. Produits Type: AMP Bridge, type: AMP USB Bridge Wifi and RF (IC: 25624-AMPWFIFI) a également été testé pour la limite SAR. Ce dispositif est utilisé pour tester des opérations d'usage corporelle typiques et des opérations en direction du Haut de physique, de manière à maintenir une distance d' au moins 5mm entre le AMP Bridge et le visage. Osure.'

AMP™ Bridge Quick Start Guide


Product Certification   



AMP USB Bridge allows the user to link their motorized Shades, Blinds, and Draperies into a Wi-Fi network enabling control via smart APP and interaction with other IoT products.

Step 1

Please scan the QR Code below to download the app.




Step 2

Please scan the QR Code below to learn more about linking the AMP USB Bridge with your home Wi-Fi router, setting up the AMP APP, and establishing a connection with other IoT applications.











AMP™ Bridge



Product Parameter

Input Voltage	5V DC (USB Type A)
Input Power	1000mA
WiFi Network	2.4GHz only (802.11b/g/n)
Shade Control Frequency	433.92 MHz
Range	30 meters or 98 feet
Protection Class	IP20
Operation Temperature	32°F to 104°F (0°C to 40°C)

Status Indicator

Color	Meaning	Duration
 Constant Blue	Working fine	Constant
 Slow Flashing Red	Wi-Fi is disconnected	Continuously till status change
 Slow Flashing Yellow	Wi-Fi is connected	Continuously till status change
 Quick Flashing Red	Bridge reset	5 times
 Slow Flashing Purple	Pairing underway	Continuously till status change
 Slow Flashing Green	Upgrade in progress	Continuously till status change

Programming / Pairing

Press and hold programming button for about 2 seconds, then release until the LED blinks purple.

Reset

Press and hold programming button for about 10 seconds, then release until the LED blinks red.