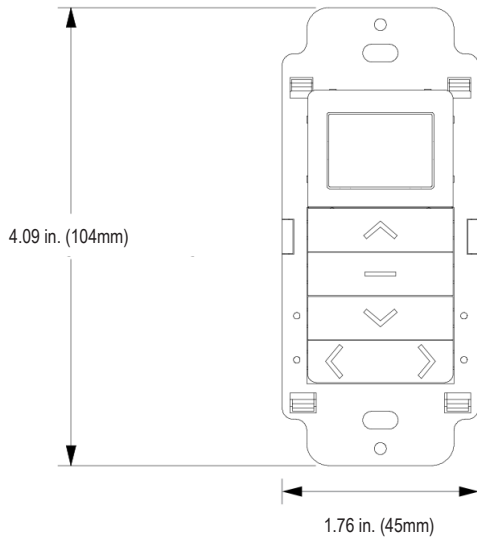


AMP™ WALL SWITCH

RF 2W 15 Channel Flush Mount Wall Switch

Part # 62108000

dimensions



specifications

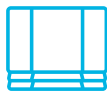
Voltage	3V (AAA Battery x 2)
Radio Frequency	433.92 MHz Bi-directional
Transmitting Power	10 milliwatt
Operating Temperature	14°F to 122°F (-10°C to 50°C)

RF Modulation	FSK
Lock Function	Yes
IP Rating	IP20
Transmission Distance	up to 35m indoor; up to 200m outdoor

applications & features and benefits




roller shade



roman shade



banded shade



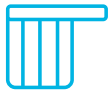
tilt only horizontal



cellular/honeycomb standard



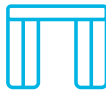
cellular/honeycomb skylight



drapery one way left stack



drapery one way right stack



drapery two way split stack



sheer shade



narrow width

- LCD Display with up to 15 channels wall switch
- Channel 0 controls all shades assigned to Wall Switch; ability to hide extra channels
- Favorite position activated by quick touch of a button
- Locking feature prevent unwanted configuration changes
- Wall Switch is cut into the wall and mounts like a standard wall switch